

FIBER SUPPORT PILLOWS

Instructions:

Use as directed by your doctor. Place this pillow in a pillowcase. For back sleeping, start by using the smaller lobe. After several weeks, turn the pillow around and use the wider lobe, if needed. For side sleeping, use the raised sides.

Helps Relieve:

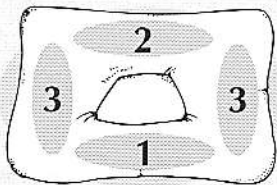
- Tension headaches
- Neck muscle and joint sprains and strains
- Ligament sprains
- Whiplash injuries
- Arthritis and rheumatoid arthritis

Back Sleeping:

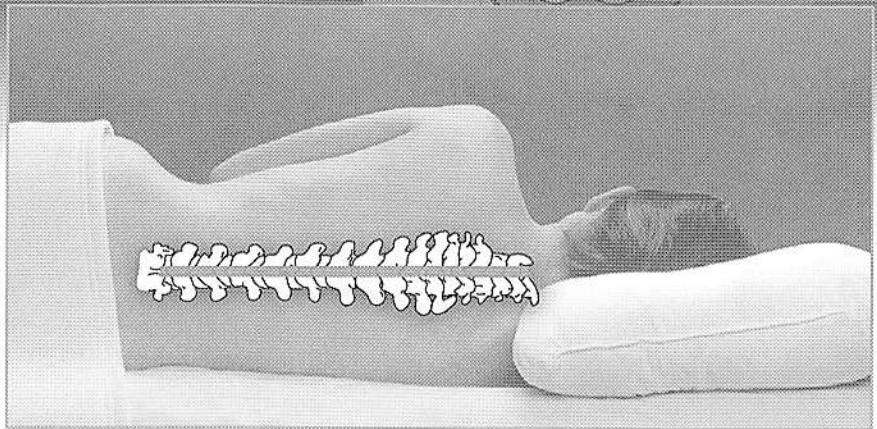
- Supports your neck in its natural position.
- Provides support from narrow lobe (1), extra support from wider lobe (2).

Side Sleeping:

- Provides side sleeping comfort from either side (3).



Core Products
INTERNATIONAL
Osceola, Wisconsin 54020 U.S.A.
www.coreproducts.com



Gives Proper Sleeping Support Supports Your Neck in its Natural Position

The unique center of this pillow is designed to cradle your head to provide the maximum support for your neck. This design helps relieve spasms, alleviate minor tensions and maintain or resume the natural cervical curve of your neck while at rest.


Most people experience an increase in sleeping comfort within a couple days. Others, however, may require up to two weeks before the neck and back muscles adjust to their proper position.

Why the shaped center?

The shaped center provides maximum comfort and flexibility. When sleeping on your back, the center cradles your head to support your neck in its most natural position. As you roll from your back to one side, the pillow again properly supports your neck. The sides of the pillow are recommended for side sleeping.



Back Sleeping



Side Sleeping

The neck is gently held in a comfortable position on the raised section of the pillow. As you roll to your back, the center lets your head nestle for the greatest comfort and appropriate support.